



KT-LED100HID-EX39-840-D /G2

HID REPLACEMENT LED LAMP

DESCRIPTION

100W HID Replacement LED Lamp | 4000K | >80 CRI



LAMP TYPE: HID Replacement LED

BASE TYPE: EX39 (Mogul)

WATTAGE: 100W

COLOR TEMPERATURE: 4000K

METAL HALIDE EQUIVALENT: 400W

COLOR RENDERING INDEX (CRI): >80

WARRANTY: 5 Years

PRODUCT FEATURES

- Replacement for conventional metal halide lamp
- Non-dimmable; do not dim
- 50,000+ hour lifetime
- Environmentally friendly: no mercury used
- Instant startup
- UL Listed
- DLC Listed
- Operating temperature range: -30°C/-22°F to 60°C/140°F
- Exceeding 30°C/86°F in fully enclosed fixtures will engage active cooling and power de-rating to ensure product lifetime
- Integral driver, eliminates the need for external driver or ballast; includes 6kV surge protection
- Active cooling technology: When internal thermal sensor is engaged, lamp power reduces to 80% of max; when sensor cools, lamp powers back up to 100% rated power
- Lamp includes safety tether for additional security when installing lamp in luminaire
- Suitable for use in fully enclosed fixture

OPERATING SPECIFICATIONS

ELECTRICAL CHARACTERISTICS

Input Voltage	Power Consumption	Power Factor	Input Current
120-277Vac	100W	>0.9	0.93A @ 120V 0.40A @ 277V

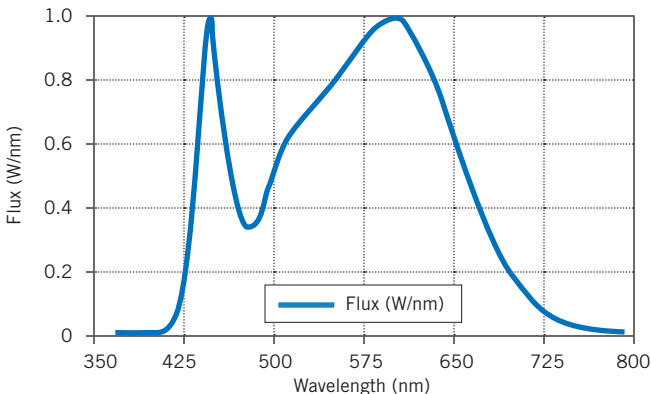
PHOTOMETRIC CHARACTERISTICS

Color Temperature (CCT)	4000K
Luminous Flux	14,800 lm
Color Rendering Index (CRI)	>80
Efficacy	148 lm/W
Visible Light Area	360°

RATED LIFE

L70 (Hours)	50,000
-------------	--------

SPECTRAL DISTRIBUTION



SMART PORT LED COMPATIBLE



On the top of the lamp is a low-voltage AUX port for Smart Port LED sensors. See *Accessories* for available sensor options.

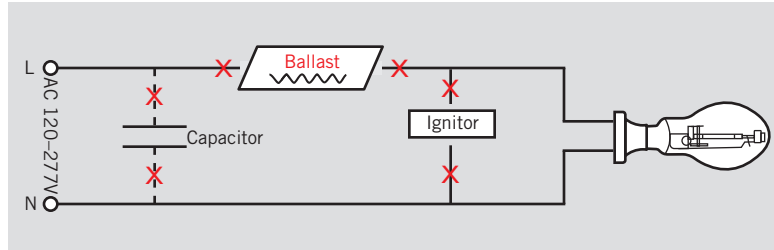
KT-LED100HID-EX39-840-D /G2

HID REPLACEMENT LED LAMP

WIRING INSTRUCTIONS


STEP 1

Disconnect power. Disconnect and remove existing ballast, capacitor, and/or ignitor (where applicable) from fixture.




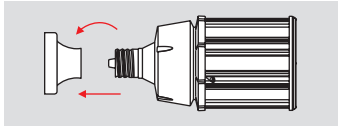
STEP 2

Rewire for line voltage to the lamp socket.

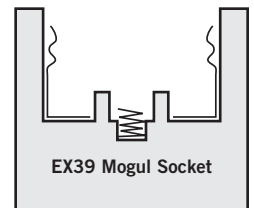
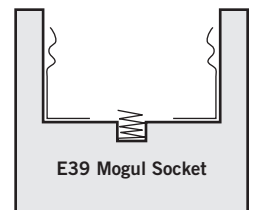


STEP 3

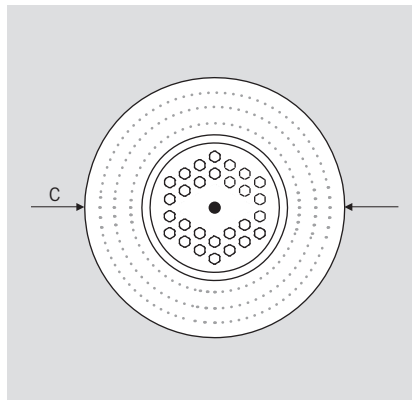
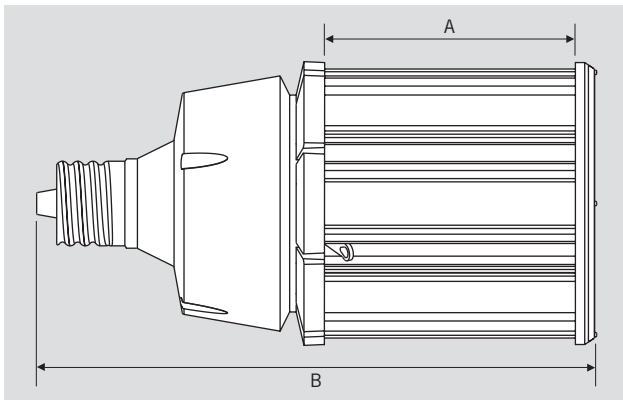
Install new LED replacement lamp. Ensure lamp is operating properly when power is turned on.



EX39-based lamps will work in *both* **E39** and **EX39** sockets.



PHYSICAL CHARACTERISTICS



LAMP DIMENSIONS

A (Illuminated Length)	4.50"
B (Body Length)	10.32"
C (Diameter)	5.12"

BASE TYPE: EX39 (Mogul)



KT-LED100HID-EX39-840-D /G2

HID REPLACEMENT LED LAMP

ACCESSORIES (SOLD SEPARATELY)

Catalog Number	Description
KTS-MW1-12V-AUX	SmartPort LED Microwave Occupancy sensor: On/Off with adjustable standby dimming level; 12V input
KTS-PIR1-12V-AUX	SmartPort LED PIR Occupancy sensor: On/Off with adjustable standby dimming level; 12V input
KTS-PS1-12V-AUX	SmartPort LED Photocell: On/Off with adjustable daylight threshold and timing; 12V input

ORDERING INFORMATION

ORDER CODE	PACKAGING STYLE	PACK QTY.	ITEM STATUS
KT-LED100HID-EX39-840-D /G2-DP	Distributor Pack (Individual Cartons)	16	Quick Ship

CATALOG NUMBER BREAKDOWN

KT-LED100HID-EX39-840-D /G2

1 2 3 4 5 6 7 8 9

- 1 Keystone Technologies
- 2 LED Lamp
- 3 Wattage
- 4 Lamp Type
- 5 Base Type
- 6 800 Series
- 7 Color Temperature
- 8 Direct-Drive Series
- 9 Second Generation